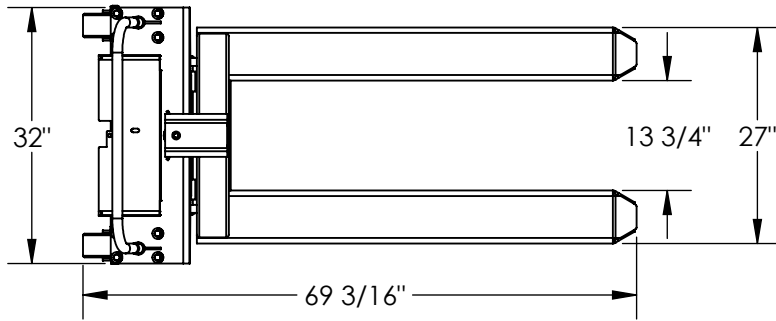


# HIGH RISE LIFT TRUCK - HIPM-2748-DC

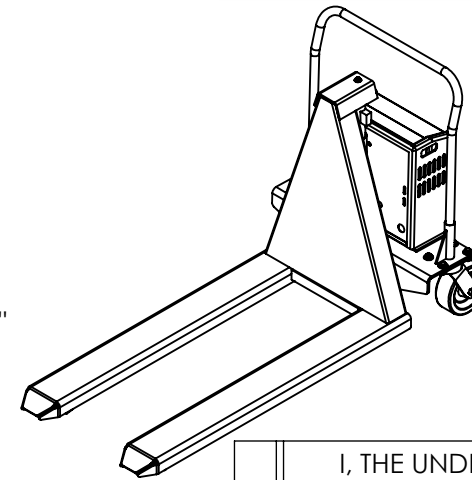
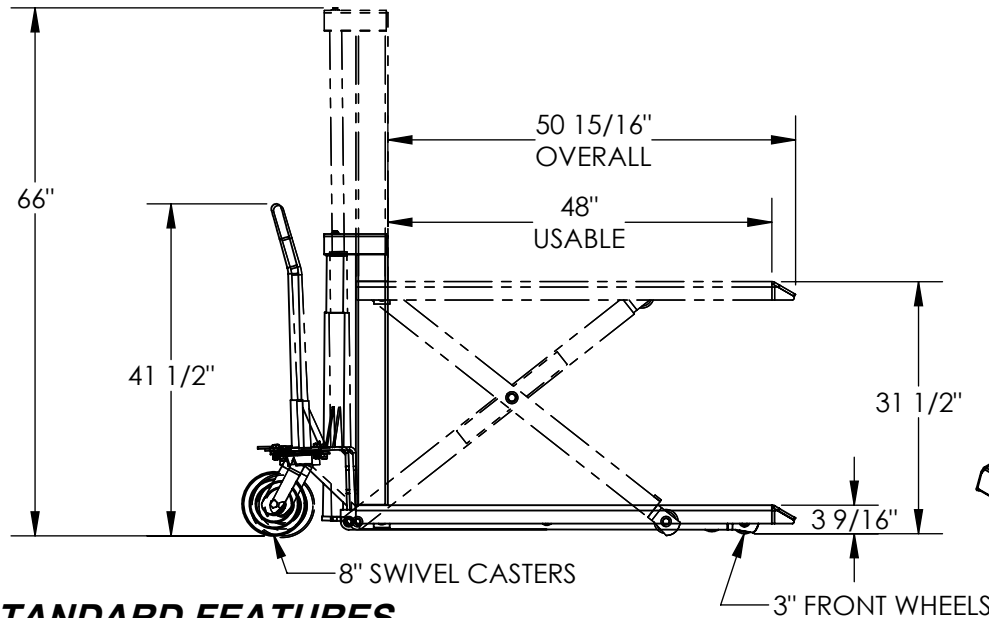
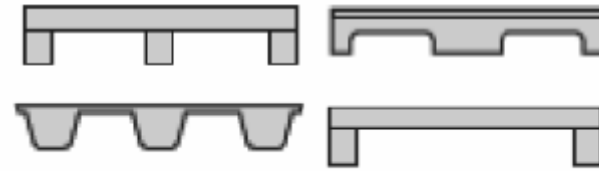
APPROX WEIGHT: 535.72 lbs.  
DOES NOT INCLUDE WEIGHT OF POWER OR PACKAGING!!!

\*\*\* ANY ADDITIONS, DELETIONS, OR OMISSIONS MUST BE CORRECTED ON THIS DRAWING AS THIS DRAWING WILL BE CONSIDERED ALL INCLUSIVE \*\*\*

ALL GRAPHICS PROVIDED ARE FOR REFERENCE ONLY. IF CERTAIN DIMENSIONS ARE CRITICAL PLEASE VERIFY THOSE DIMENSIONS WITH YOUR SALESPERSON



For use with open  
bottom pallets only



DIMENSION TOLERANCE ± 1/4"

## STANDARD FEATURES

- MODEL NUMBER IS HIPM-2748-DC
- OVERALL WIDTH IS 32"
- OVERALL LENGTH IS 69 3/16"
- OVERALL LOWERED HEIGHT IS 41 1/2"
- OVERALL RAISE HEIGHT IS 66"
- FORK WIDTH IS 27"
- USABLE FORK LENGTH IS 48"
- LOWERED FORK HEIGHT IS 3 9/16"
- RAISED FORK HEIGHT IS 31 1/2"
- MAX CAPACITY IS 2500 LBS.
- FOR USE WITH OPEN BOTTOM SKIDS ONLY
- POWER SPECIFICATIONS: DC 12V WITH HAND HELD PENDANT CONTROL. INCLUDES AN ON BOARD BATTERY CHARGER
- Ø 8" x 3" PHENOLIC REAR SWIVEL CASTERS
- DUAL Ø3" PHENOLIC FRONT WHEELS
- DURABLE LIQUID PAINT BLUE FINISH

## SPECIAL FEATURES

NONE

<b>A P P R O V A L</b>	I, THE UNDERSIGNED, AGREE THAT THE PRODUCT AS REPRESENTED SATISFIES DESIGN AND DIMENSION REQUIREMENTS. I ALSO ACKNOWLEDGE MY DUTY TO CONFIRM PRODUCT AND INSTALLATION COMPLIANCE WITH ALL APPLICABLE FEDERAL, STATE AND LOCAL REGULATIONS AND STANDARDS.	
	<b>UNITS REQUIRING APPROVAL DRAWINGS OR MODIFIED ARE NON-RETURNABLE</b>	
	[ ] As drawn      [ ] As marked	
Signed: _____		Date: _____
Printed Name: _____		
LEAD TIME WILL START UPON RECEIPT OF SIGNED APPROVAL DRAWING		

DISTRIBUTOR'S NAME:		P.O.#
VESTIL MANUFACTURING		X
DRAWN BY: KGH		W.O.#
DATE: 7/27/2016		X
REFERENCE: X	SCALE: 1:24	SALES: X
QUOTED LEAD TIME: X	QUOTE # X	FILE NAME: 15-007-032